



FMVC2

FM Transmitter

User Manual

The information in this manual is subject to change without notice.
Rexing All Rights Reserved


www.rexingusa.com

Overview

Thank you for choosing **REXING!**

We hope you love your new products as much as we do. If you need assistance, or have any suggestions to improve it, please contact us.

 **care@rexingusa.com**

 **(877) 740-8004**

Our support team will respond you as soon as possible.
Always a surprise in Rexing.

Check us out here.

- <https://www.facebook.com/rexingusa/>
- <https://www.instagram.com/rexingdashcam/>
- <https://www.rexingusa.com/support/registration/>

 **Facebook**



 **Instagram**



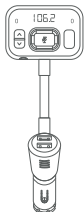
 **Site**



 **Product Support**



What's in the Box?



1



2



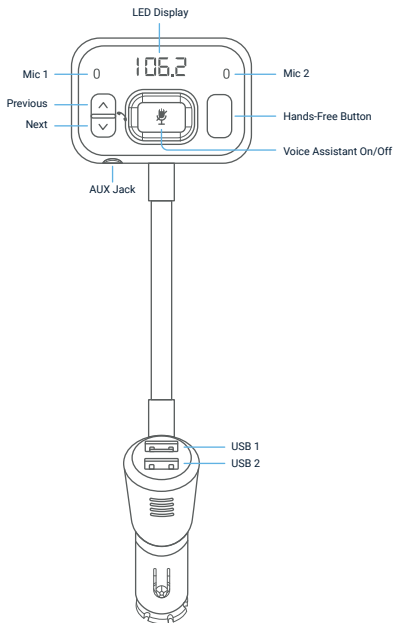
3



4

1. FMVC2 FM Transmitter
2. User Guide
3. 3.5mm AUX Cable
4. Spare Fuse

Product Overview



Product Information

Features

- Dual Internal Microphones for Echo Canceling and Voice Pickup;
- Quick activation of voice assistants such as Siri/Google;
- Support offline voice commands with 100% sensitive and accurate recognition: answer the phone; reject the call; play music; stop playing; play next; play previous; volume up; volume down;
- Dual way for Audio Streaming to your car stereo: FM Transmission, AUX jack;
- Flexible goose-neck adjustable to find better viewing;
- Dual USB Charging Ports: 5V/2.4A+QC3.0;
- Voice Prompt and Hands-free Calling for Safe Driving;
- Detect the voltage of the car battery when powered on;
- Low Battery Alert;
- Large Yellow LED Display;
- Default Language: English;
- With Short-circuit, over-voltage, over-current; over-temperature protection;
- Bluetooth Version 5.0

Specifications

- Radio Sources: **FM**
- Frequency Ranges: **87.5MHz-108MHz**
- Power Input: **12-24V**
- Power Output: **DC 5V/2.4A; QC3.0**
- Bluetooth Protocol: **AVRCP, A2DP, HFP, HSP**
- With Line-Out
- Transmit Distance: **10FT**
- Product Weight: **3 oz**
- Product Dimension: **9"x3"x2.75"**
- LED Display Dimension: **1.1"**
- Product Color: **Black**
- Material: **ABS**

Button Controls

Buttons

Activities

Functionalities



Press once

- To activate Siri/Google assistant (blue and green light blinks alternately)



Press once again

- To deactivate Siri/Google assistant (blue light stays on)



Press once

- Pause/Play music
- Pick/Hang up phone calls
- Play/Pause music



Press and hold

- Reject phone calls
- Switch to Private Call
- Enter frequency tuning mode



Press twice

- Redial the last caller from the call log

Buttons

Activities

Functionalities



Press once

- Last track
- Last frequency



Press and hold

- Increase volume or frequency



Press once

- Next track
- Next frequency



Press and hold

- Decrease volume or frequency

LED Indications

Status

LED Indicators

Power on and ready to pair

Blue light blinks

Connected

Blue light stays on

Voice assistant
activated & listening

Blue and Green light
blinks alternately

Incoming call

Blue light

During call

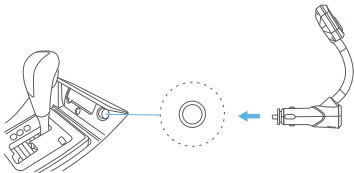
Blue light

Hang-off or Reject call

Blue light

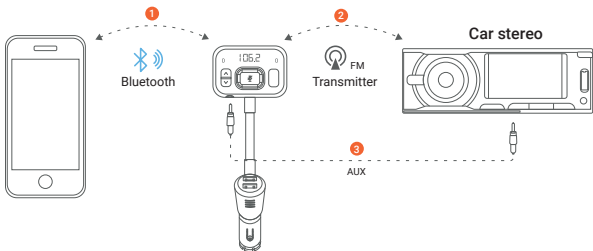
Getting Started

Plug FMVC2 into your vehicle's cigarette lighter socket and then start the engine; the LED ring-light indicator will stay blue.



Connectivity for audio steaming from your cellphone to the car speakers

- Connect mobile phone to car stereo via Bluetooth.
- Set up the unit and your car radio with the same frequency. You can also use an AUX cable to connect the unit to your car

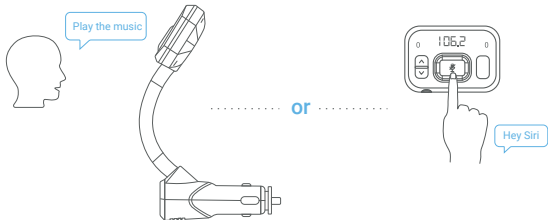


AI Voice Assistant

FMVC2 comes with an offline voice command feature which is completely data-free. You can play/pause music, take/reject a voice call etc. by using your voice.

To activate the voice service feature, say the 8 wake words:

- answer the phone;
- reject the call;
- play music;
- stop playing;
- play next;
- play previous;
- volume up;
- volume down;
- FMVC2 will respond instantly.



Charging your Devices

FMVC2 has dual USB charging ports. You can charge two devices at the same time with a maximum output of 5V/2.4A+QC3.0.

These materials are protected by copyright law and international treaties. Any unauthorized use, reproduction or distribution of these materials, or any portion herein, will result in severe civil and criminal penalties and fines. Violators will be prosecuted to the fullest extent of the law.

Safety Instructions

This manual contains important safety and operating instructions for the AI Voice Assistant Hands-free Car Kit, FMVC2. Please read and understand all instructions before using this product. If damage is caused by failure to follow the instructions, the warranty does not apply.

- Read all instructions and cautionary markings before using this product.
- Do not expose to rain, moisture, or snow.
- Use of an attachment is not recommended or sold by the manufacturer may result in a risk of fire, electric shock, or injury to persons.
- Do not operate this device if it has received a sharp blow, been dropped, or otherwise damaged in any way; take it to a qualified service person.
- Do not disassemble this device; take it to a qualified service person when service or repair is required. Incorrect reassembly may result in a risk of electric shock or fire.
- To reduce risk of electric shock, unplug this device before attempting any maintenance or cleaning. Turning off controls will not reduce this risk.
- To reduce risk of fire or electric shock, do not interconnect output terminations.
- Avoid long exposure to direct sunlight, which may cause damage to the device.
- Exposing this product to open flames may cause it to explode.
- Do not use this product in strong magnetic fields.
- Use a dry, soft lint-free cloth to clean. Do not use any corrosive cleaner or oil to clean.

⚠ CAUTION - For continued protection against risk of fire, replace only with the same type and ratings of fuse, fuse rating is 250V DC/3A.

- Always obey traffic laws and pay attention to the road. Do not attempt to use this device while driving, as some features are limited while the vehicle is in motion. Failure to pay full attention to the operation of your vehicle could result in death, serious injury or property damage. You assume total responsibility and risk for using this device.

Warranty & Support

Warranty

The Rexing FMVC2 comes with a full 12-month warranty. If you register your product on our official site (<https://www.rexingusa.com/support/registration>), you can extend the warranty to 18 months.

Support

If you have any questions regarding your product, please do not hesitate to contact us at care@rexingusa.com, or call us at (877) 740-8004. Queries are typically answered within 12-24 hours.

Your opinion matters

Rexing is firmly committed to always improving our products, services, and user experience. If you have any thoughts on how we can do even better, we welcome your constructive feedback and suggestions.

Connect with us today at care@rexingusa.com

Thank you for choosing Rexing!

FCC ID: 2AJ5B-VC21S

This device complies with part 15 of the FCC Rules. Operation is subject to the following two conditions: (1) This device may not cause harmful interference, and (2) this device must accept any interference received, including interference that may cause undesired operation.

Changes or modifications not expressly approved by the party responsible for compliance could void the user's authority to operate this equipment.

REXING®



MADE IN CHINA