

REXING[®]

BC300

User Manual

The information in this manual is subject to change without notice.

www.rexingusa.com

REV05012025

Activate Your

18-Month Warranty

& Unlock Exclusive Perks!

Activate within 30 days of purchase to
extend your limited 12-month warranty to 18 months
and unlock bonus rewards just for registered users.

Scan the QR to register &
discover your exclusive perks.

SCAN
ME!



<https://www.rexingusa.com/productreg/>

Overview

Thank you for choosing **REXING!**

We hope you love your new products as much as we do. If you need assistance, or have any suggestions to improve it, please contact us.

 **care@rexingusa.com**

 **(877) 740-8004**

Our support team will respond to you as soon as possible.

Always a surprise with Rexing

Check us out here.

- <https://www.facebook.com/rexingusa/>
- <https://www.instagram.com/rexingdashcam/>
- <https://www.rexingusa.com/support/registration/>



Facebook



Instagram



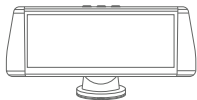
Site



Product Support



What's in the Box?



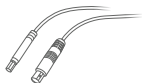
1



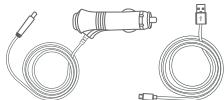
2



3

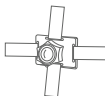


4



5

6



7



8



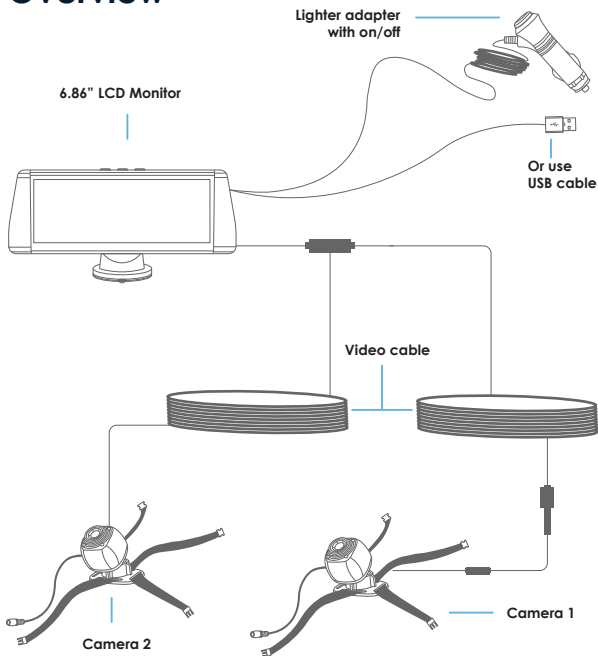
9

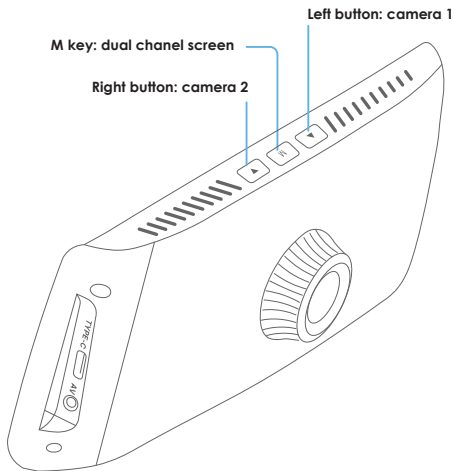
- 1. 6.86" LCD Monitor
- 2. AHD IR Camera x2
- 3. Suction cup Mount

- 4. Video cable x2
- 5. Lighter adapter
- 6. USB

- 7. Camera Base&Straps x2
- 8. Video cable
- 9. User Manual

Overview

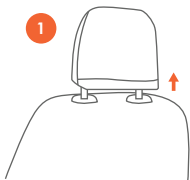




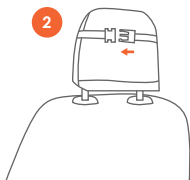
Note

The startup screen displays a dual channel screen. Press the left button to switch to camera 1, press the right button to switch to camera 2, and then press the M key to switch to the dual channel screen.

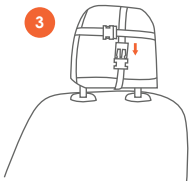
Camera Installation



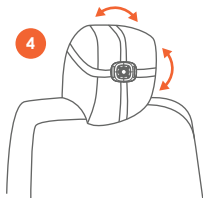
Pull the head restraint



Tighten the horizontal strap

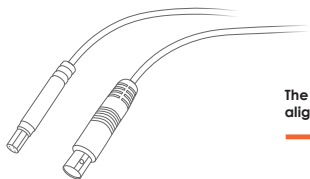


Tighten the Vertical strap



Rotate to adjust the camera

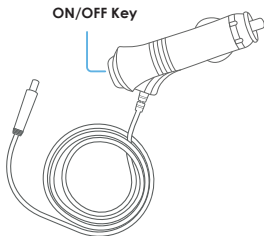
Video cable link method



The socket must be aligned first and insert

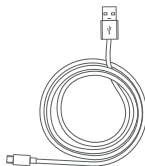


Lighter adapter



ON/OFF Key

USB



If USB power supply method is used, the original USB cable that comes with the device must be used.



Please operate the camera and extension cable installation work when the machine is powered off.

Specification

Monitor

Meets	Fcc/CE/ROHS/UL/IO6X Standards
--------------	-------------------------------

Display	6.86 inch LCD monitor
----------------	-----------------------

Signal format	PAL/NTSC
----------------------	----------

Rated Voltage	5V - 1A
----------------------	---------

Warranty & Support

Warranty

The Rexing BC300 comes with a limited 12-month warranty. If you register your product on our official site (<https://www.rexingusa.com/support/registration>), you can extend the limited warranty to 18 months.

Support

If you have any questions regarding your product, please do not hesitate to contact us at care@rexingusa.com, or call us at (877) 740-8004. Queries are typically answered within 12-24 hours.

Your opinion matters

Rexing is firmly committed to always improving our products, services, and user experience. If you have any thoughts on how we can do even better, we welcome your constructive feedback and suggestions.

Connect with us today at care@rexingusa.com

Thank you for choosing Rexing!

This device complies with part 15 of the FCC Rules. Operation is subject to the following two conditions: (1) This device may not cause harmful interference, and (2) this device must accept any interference received, including interference that may cause undesired operation.

Changes or modifications not expressly approved by the party responsible for compliance could void the user's authority to operate this equipment.

REXING®



MADE IN CHINA